



Welcome Pack

for Day Visits

Content	Page
Visitor Information	2
Getting here	2
Before you arrive	2
Arrival	3
In an Emergency	4
Health and Safety	4
During the Day	5
Code of Conduct and Cleaning	7
Departure	7
Useful Contacts	8
Site Map	9
Fire Action Plan	11
Waste and Recycling Information	12

Visitor Information

Welcome to **Hill End!** We hope that you have a really enjoyable day. In order to ensure you get the most out of your visit, please take a few minutes to read the following information and familiarise yourself with the facilities at Hill End. We also have the answers to frequently asked questions at: <http://hill-end.org/fag/>

The staff at Hill End are always happy to help - if you have any questions before, during or after your visit please don't hesitate to contact us. Reception is open Monday to Friday, 8:00am – 4:00pm. Give us a call on **01865 863510** or email us at admin@hill-end.org and we will be able to assist.

We hope your visit is memorable with lots of fun and adventure! Don't forget to tweet us **@Hill_End** or post us on Facebook!

Getting here

By Car/Coach

The easiest way to reach Hill end is by driving. If you are using satnav it is fine to use the postcode OX2 9NJ to find us. If you are coming via West Oxfordshire be aware that there is a toll bridge on the B4044 near Eynsham (5p for a car) that can be very congested at peak times.

There is ample free parking on site, but please note that on event days special arrangements are put in place. If you will be bringing a coach or other large vehicle, please check arrangements in advance as we prefer coaches not to stay on site.

Public Transport

From Oxford to the East, or Eynsham & Witney to the West, it is only possible to get most of the way to Hill End via bus. The stagecoach operated [S1 bus](#) runs approximately every 15 minutes and the nearest stop is for Farmoor/Oaken Holt House. From this stop there is no footpath for the last 400m to Hill End along the B4044, which is a fast and sometimes busy road so we do not recommend walking it. Arrangements should be made with your group leader in advance for pick-ups from the bus stop or another suitable location.

Cycling

It is also possible to cycle to Hill End, however caution should be taken on the B4044 as it is a fast narrow road and currently has no cycle lane.

Before you arrive

We recommend that you download and read a copy of this welcome pack and site map before your visit and bring this with you.

Catering

Hill End does not have on-site catering facilities, and there are no shops within walking distance. It is therefore important to arrange food and drinks for your visit prior to your arrival as Hill End does not provide these. There is free access to drinking water at many places around the site.

If you would like catering for your visit, please ask us and we can direct you to a variety of local catering suppliers. You are also welcome to arrange a supermarket delivery to Hill End. A member of your group will need to meet the driver in the inner car park to receive this (or the outer car park gate out of hours to open this using the access code).

What to Bring

If you are a self-catering group using the North Dormitory, this building has a limited selection of crockery, cutlery and cooking equipment in a domestic-sized kitchen.

If you are a self-catering group using any other building with a kitchen you will need to bring all crockery, cups and glasses, cooking utensils, water jugs, any smaller pots and pans with you as these are not provided. We do have a selection of large cooking pots and trays suitable for larger groups

(Hint: Our groups often ask each member of their party to bring one personal plate, bowl, cup and their own cutlery. For young people, taking responsibility for their equipment and for keeping it clean can be a useful part of a trip away).

Our kitchens do have large fridges, freezers, toasters etc. Check the 'details' pages of our website for more information or contact us.

We provide limited amounts of cleaning equipment and washing-up liquid. We also provide toilet paper. We do not provide or hire outdoor clothing, towels, tea-towels, dishcloths, extra binliners, fire-lighters or matches. You can buy wood from us at a reasonable price (see below).

It is very dark on site at night, so bring torches if you will be on site late, especially if visiting in autumn and winter.

What to Wear

All individuals will need to be wear appropriate clothing and footwear for their planned activity. Outdoors this might mean suncream and hats in the summer, extra warm layers in winter. If you are unsure on what to wear, please view the FAQs on our website.

Being in Britain, groups without booked buildings or doing outdoor activities will often need to come prepared with clothing suitable for wet weather as our outdoor spaces are exposed to the elements, so if unprepared you may get wet! Please check the local weather forecast before arrival.

On Arrival

Please report to reception to collect keys and any resources you have booked.

Normal hours of hire are from 9.30am-5pm but if you are planning on arriving earlier please let us know so that we can make special arrangements if necessary. The office is open Mon-Fri (see above) so we would normally ask weekend visitors to collect keys in advance during these hours so that we can check that you have everything you need. We do appreciate that this is not always possible, so if you are planning to arrive during the weekend please contact us to arrange a check in time.

Gate Code: The barrier on the driveway closes after office hours. Please ask a member of staff for the code. No code is required to exit the site.

In an Emergency

Familiarise yourselves with the Fire Information for each building. Please remember there is NO SMOKING anywhere on site.

- If an alarm sounds and you **know** what has caused it, EVACUATE and contact centre staff.
- If an alarm sounds and you **do not know** what has caused it, EVACUATE and call the fire brigade, meet them in the car park and escort them to your building. Please then call the centre staff.

In the event of an emergency please give the emergency services our address:

The Hill End Centre, Eynsham Road, Farmoor, Oxford, OX2 9NJ.

A responsible adult should go to the field gate next to the inner car park to meet the emergency services. If access into the field is needed in an emergency, there is a spare gate key in a red smash box behind the large welcome sign in the car park.

Please ensure that people within your group with additional needs have an assigned helper to direct them during an emergency situation. Anyone with PEEPs (Personal Emergency Evacuation Plan) should follow their plan as intended.

Out of Hours Contact – Emergency Use Only!

We hope your visit will be a stress free experience, if however, you do experience an emergency please contact the office. Or, out of normal office hours, please use the numbers below.

Site and Operations Manager – David Millin:	07584 174670
Site Caretaker – Kurt Kauble:	07907 275754
Centre Director – Lucy Crittenden:	07928 810889
Office Assistant – Rebecca Upright:	07815 799938

Health and Safety

Safeguarding

Safeguarding is our primary aim. Please remember you are responsible for the children in your care. Please ensure they are supervised at all times including break times. We ask that adults are identifiable to their specific group. If any additional adults join your group, they need to be met at the entrance by the group leader.

First Aid

First aid is the responsibility of the group leader. You will need to ensure that you bring a first aid kit with you and arrange for a qualified first aider during your visit.

Medicines

The group leader has the responsibility for the visitors in their care. Hill End staff will not assist with the administering of any medication.

Electrical safety

All of the Portable Electrical Equipment at the centre is PAT tested annually. If you wish to bring electrical equipment onto the site this must have a current PAT test certificate. This will normally be supplied if you hire in equipment, but it is the group leader's responsibility to ensure that personal electrical equipment, such as mobile phone chargers, are compliant.

Group Insurance Requirements

Groups visiting Hill End are required to check or arrange their own Public Liability Insurance; we have the right to request and retain a copy of this if required.

Risk Assessments

Hill End has in place all risk assessments for the site and activities it leads and is subject to an independent annual Health and Safety inspection. In accordance with the Outdoor Education Advisers Panels' National Guidance for Educational Visits, Hill End does not send out its risk assessments but assures users that they are in place, and staff are happy to discuss any aspect of the site and activities to assist visitors with producing their own risk assessments.

Traffic Control

Vehicles must be left in the car park, unless an arrangement has been agreed with us in writing prior to your visit. Any vehicle allowed by us onto the site must drive at 5mph and with hazards on and return to the car-park immediately after access. Children must not play in the car park or driveway. Groups are advised not to walk along the Eynsham Road, this is forbidden to Oxfordshire County Council groups by order of the authority.

Security

Please ensure any buildings hired are locked when not in use and any valuables are carried with you.

During the day

Once you have checked in and collected your keys, please check that you are happy with your building and, if you are self-catering, that you are able to operate the industrial kitchen ovens using the information on the notices. If you have any concerns or queries, please contact us immediately so we can rectify any issues.

Wet Weather

All groups with site access have access to the wooden gazebos which can provide groups with shelter from bad weather. Please bear in mind these facilities are shared by all groups on site. We recommend you book an indoor facility to have total peace of mind.

WiFi

Much of the Hill End site is covered by our guest wifi which is available for use by group leaders. Login password: HillEndGuest!

Food hygiene

The site does not provide food or utensils, and only limited cleaning materials. It is the sole responsibility of users to ensure that facilities such as cookers, sinks, wash hand basins, preparation areas and fridges are used safely.

In particular users must ensure that they follow good practice with regards to prevent cross contamination, cooking, chilling, cleaning, temperature control and stock rotation.

Alcohol and Smoking

Hill End has a strict no smoking and no alcohol policy. If you intend to sell or consume alcohol you will need to apply for a Temporary Event Notice from the council, with permission of the Hill End Centre. Please see link below or ask us for further information.

<http://www.whitehorsedc.gov.uk/services-and-advice/business/licensing/temporary-events-notice>

Waste and Recycling

Please ensure that you use the waste and recycling bins in your building with bin liners, and dispose of these afterwards into the main Grundon bins in the inner carpark. A list of what can and can be recycled or disposed of on site is displayed in the buildings.

We do not currently collect food waste for health and safety reasons, so please dispose of all food waste with your general rubbish.

Wood

If you are planning on having a campfire please use your designated firepit area only. Wood and kindling can be purchased from us for a small additional fee. There is NO foraging for firewood allowed from the grounds, as this will damage the woodland ecosystem and reduce the wildlife available for visitors to enjoy.

Boundaries

Groups are asked not to enter buildings not assigned to them. The surrounding agricultural and wooded land is private. If you require access to Wytham Woods you will need to apply for a (free) permit from Nigel Fisher, Conservator of Wytham Woods, at Wytham Sawmill Office, Keepers Hill, Wytham, Oxford, OX2 8QQ. You can also apply for a permit online at:

<https://www.wythamwoods.ox.ac.uk/permit>

Infection control and notification

If any of your party suffer from any of following symptoms during their visit you must notify a member of staff immediately: Diarrhoea; Vomiting; Stomach cramps or pain; Nausea; Fever.




Those responsible for such an individual must ensure that they seek medical treatment from a doctor or GP as soon as possible. Anyone suffering from such symptoms must leave the site as soon as reasonably practicable. Ideally they should have as little contact with others as possible and have their movement restricted while on site.

Unfortunately, if any of your party are suffering from those symptoms before arrival on site we will not be able to accept them.







Hill End Code of Conduct

At Hill End we want everyone to have a special and memorable visit in a beautiful, safe and secure environment. We are a charity with limited resources, and we therefore ask all of our visitors to respect both the site and our visitors. Please share the below information with your groups helping to raise awareness around our code of conduct.

Ground Rules

-  Play free, run free, be free
-  Explore and discover
-  Have FUN!







Site Behaviour

-  We regret that dogs are not permitted on site, with the exception of guide dogs
-  Smoking is not permitted on site, in or around the buildings.
-  Please leave all plants and flowers where they are growing
-  Do not disturb animal and insect homes, they are sensitive habitats
-  Recycle litter where possible, otherwise dispose of litter in the Grundon bin
-  Do not disturb the farm animals grazing on the site. If visitors do come into contact with the farm animals, please wash hands before meals.

Cleaning

If you have any concerns regarding the cleanliness of the facilities, please speak to a member of staff. Visitors will be expected to leave the facilities in a clean condition, acceptable to our standards below.

Much of our maintenance is done by our brilliant volunteers, and we appreciate your help in keeping the buildings and grounds clean and tidy.

-  Please clean and disinfect all food preparation areas before and after use.
-  Please remove all food from the fridges and freezers, wipe out and leave switched on.
-  Clean the top of the cooker, take out all oven trays to clean and replace.
-  Sweep and mop the floors.
-  Remove rubbish and put in the large bins in the inner car park.
-  Please wipe and stack tables and chairs as they were found on arrival.

PLEASE LEAVE THE SITE CLEANER THAN YOU FOUND IT!

Thank you for your help

Departure

Normal hours of hire are from 9.30am-5pm but if you are planning on departing later please let us know so that we can make special arrangements if necessary. If so, please deposit your keys via the letter box in the outbuilding in the inner car part (next to the welcome sign).

Thank you for choosing to visit Hill End, we really hope you enjoyed your time with us. Feedback is highly valued, and we would really appreciate you taking the time to complete a review online or feedback via the form that can be found at the back of this pack.

We hope you will visit us again soon!

The Hill End Team.

Other Useful Contacts

Reception The Hill End Centre 01865 863510

Ambulance	Emergency	999
Police	Emergency	999
	Non-emergency	101
Fire	Emergency	999

Site Map





In event of an emergency please give Emergency Services this address:

Hill End, Eynsham Road, Farmoor, Oxford, **OX2 9NJ**

 **Fire / Police / Ambulance** **999**

 **Non - Medical Emergencies** **111**

WHAT CAN GO IN YOUR RECYCLING BIN?			
YES PLEASE		NO THANK YOU	
PAPER	NEWSPAPERS	PAPER	ALL BLUE ROLL
	MAGAZINES		HAND TOWELS
	CATALOGUES		
	CARDBOARD		
	PAPER		
METAL	RINSED ALUMINIUM CANS	METAL	FOIL
	RINSED STEEL CANS		
PET PLASTICS (ALL EMPTY AND CLEAN)	COLOURED/CLEAR DRINK BOTTLES	PLASTIC	LIDS
	CLEAR/BLUE MINERAL WATER BOTTLES		CLING FILM
	CORDIAL BOTTLES		YOGHURT/CREAM POTS
	OIL BOTTLES		ICE CREAM CARTONS
	WHITE/CLEAR BIN BAGS		BLACK BAGS
HDPE PLASTICS	COLOURED/CLEAR DETERGENT BOTTLES	GENERAL	WOOD
	FABRIC CONDITIONER BOTTLES		POLYSTYRENE
	BLEACH/CLEANING FLUID BOTTLES		FOOD WASTE
	HAIR CARE/BATH/SHOWER BOTTLES		TEXTILES
PLEASE PUT GLASS IN THE SPECIAL GLASS WHEELIE BIN <u>NOT</u> THE RECYCLING BIN – THANK YOU!			

WHAT CAN GO IN YOUR GENERAL WASTE BIN?			
YES PLEASE		NO THANK YOU	
PAPER	ALL BLUE ROLL	PLASTERBOARD	
	HAND TOWELS		
		LIQUIDS	
METAL	FOIL	PAINTPOTS (EMPTY OR FULL)	
PLASTIC	LIDS	TYRES	
	CLING FILM		
	YOGHURT/CREAM POTS/ICE CREAM CARTONS	FLOURESCENT TUBES	
	FOOD CONTAINERS		
	BLACK BAGS	ELECTRICAL ITEMS (MONITORS/KEYBOARDS/KETTLES ETC)	
GENERAL	GLASS – IF THE GLASS WHEELIE BIN IS FULL	CLINICAL WASTE	
	POLYSTYRENE		
	FOOD WASTE	SAWDUST OR POWDER	
	TEXTILES		
PLASTIC	LIDS		
	CLING FILM		
	YOGHURT/CREAM POTS		
	ICE CREAM CARTONS		